

# Unica

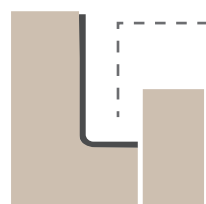


**Unica è una cucina moderna, pratica e funzionale. Un modello versatile in grado di interpretare stili contemporanei diversi grazie alla ampia gamma di finiture disponibili.**

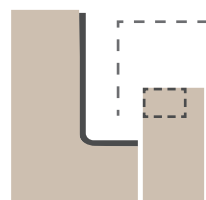
UNICA is a modern, practical and functional kitchen. A versatile model, capable of interpreting different contemporaries styles thanks to the wide range of available finishes.

## Anta quadrata con maniglia a gola

Square door with finger rail opening



- gola tipo "elle"  
"L" type finger rail

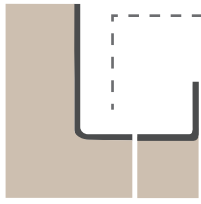


- gola tipo "elle" con maniglia incassata  
"L" type finger rail with recessed handle



## Anta con profilo per apertura con gola a “elle”

Door with profile for opening with “L” finger rail




gola tipo “elle”  
“L” type finger rail




## Anta con maniglia

Door with handle



---● **FRONTALE**  
anta con  
maniglia  
frontale  
door with front  
handle



---● **FRONTALE**  
anta con  
maniglia  
incassata  
door with  
recessed handle



# Head

---

## Anta con maniglia applicata in testa door with top-mounted handle



SP. 22 MM

## CARATTERISTICHE TECNICHE

### ANTE E FRONTALI CASSETTI

anta sp.22 mm costituita da un supporto di pannello di particelle di legno (conforme **US EPA TSCA Title VI**) stondate nei lati verticali raggio 7 mm e bordate polipropilene sp.10/10 in tinta nei lati orizzontali disponibili nei colori opachi:

**phagos finitura chiselled venatura verticale:** nuvola (opz.1567), kapok (opz.1560), vulcano (opz.1568), bianco (opz.1566)

**finitura rovere naturale venatura verticale:** perla (opz.5314)

**finitura materica effetto pietra:** pietra fulvus (opz.8867), pietra grey (opz.9642), pietra musk (opz.8403)

**finitura effetto ossidato:** platino (opz.9661)

**finitura seta tinta unita:** bianco assoluto (opz.7450), dove grey (opz.8971), ecru (opz.9641), grigio chiaro (opz.9640), antracite (opz.9643)

### ANTE VETRO

telaio alluminio verniciato grigio selce sp.22 mm con vetro:  
trasparente (opz.UNGT), satinato (opz.UNGS), bronzo satinato (opz.UNGB)

telaio alluminio verniciato silver dark sp.22 mm con vetro:  
trasparente (opz.UNST), satinato (opz.UNSS), fumè satinato (opz.UNSF)

telaio alluminio verniciato nero sp.22 mm con vetro:  
trasparente (opz.UNNT), satinato (opz.UNNS), fumè satinato (opz.UNNF)

### PROFILI E GOLE

**N.B.:** per le finiture profili e gole vedi pag.18-19

### MANIGLIE

vedi pag.24-28

### STRUTTURE

**ANTE: phagos bianco, seta bianco assoluto**  
nobilitato bianco (opz.001), schiena e ripiano bianco (opz.001)

**ANTE: rovere perla, pietra grey, pietra musk, seta antracite, seta grigio chiaro**  
nobilitato argilla (opz.9690) schiena e ripiano argilla (opz.9690)

**ANTE: pietra fulvus, seta dove grey, seta ecru, ossidato platino, phagos nuvola,  
phagos vulcano, phagos kapok**  
nobilitato visone (opz.948M) schiena e ripiano visone (opz.948M)

a richiesta: nobilitato conchiglia (opz.8910) schiena e ripiano conchiglia (opz.8910)  
nobilitato lavagna (opz.9620) schiena e ripiano lavagna (opz.9620)  
nobilitato fango (opz.8860) schiena e ripiano fango (opz.8860)  
nobilitato lino effetto tela (opz.8920) schiena e ripiano conchiglia (opz.8910)

### MENSOLE

**di serie:** altezza 3,8 cm in laminato, bianco (opz.001), argilla (opz.9690), visone (opz.948M), conchiglia (opz.8910), lavagna (opz.9620), fango (opz.8860)

**a richiesta:** altezza 3,8 cm finiture come ante

### ZOCCOLI

vedi pag.31



\*per componenti si intendono tutte le strutture, alcune ante e alcuni complementi del modello.



GREENGUARD  
LE STRUTTURE DELLE CUCINE SONO CONTRADDISTINTE DALLA CERTIFICAZIONE GREENGUARD GOLD, PER SODDISFARE GLI STANDARD PIU' RIGOROSI IN TERMINI DI LIVELLI DI EMISSIONE DI COMPOSTI ORGANICI VOLATILI (COV).

# Melamine

TH. 22 MM

---

Neck	cod.	N35
Neck with handle	cod.	N36
Lux	cod.	L35
Bridge	cod.	B35
Head	cod.	B36

## TECHNICAL FEATURES

---

### DOORS AND DRAWERS FRONT

22 mm thick door consisting of a support of wood particle board (compliant with [US EPA TSCA Title VI](#)) rounded on the vertical sides with a radius of 7 mm and edged in polypropylene thickness 10/10 in the same color on the horizontal sides available in lacquered colors:

**phagos chiselled finish vertical grain:** cloud (opt.1567), kapok (opt.1560), volcano (opt.1568), white (opt.1566)

**vertical grain natural oak finish:** pearl (opt.5314)

**material finish with stone effect:** stone fulvus (opt.8867), stone grey (opt.9642), stone musk (opt.8403)

**oxidized effect finish:** platinum (opt.9661)

**solid color silk finish:** absolute white (opt.7450), grey dove (opt.8971), ecru (opt.9641), clear grey (opt.9640), anthracite (opt.9643)

---

### GLASS DOORS

22 mm thick flint grey-coated aluminum frame with glass:  
transparent (opt.UNGT), satin (opt.UNGS), satin bronze (opt.UNGB)

22 mm thick dark silver-coated aluminum frame with glass:  
transparent (opt.UNST), satin (opt.UNSS), smoked satin (opt.UNSF)

22 mm thick black-coated aluminum frame with glass:  
transparent (opt.UNNT), satin (opt.UNNS), smoked satin (opt.UNNF)

---

### PROFILES AND FINGER RAILS

**Note: for the profiles and finger rails finishes see page 18-19**

---

### HANDLES

**see on page 24-28**

---

### STRUCTURES

**DOORS: phagos white, silk absolute white**  
melamine-coated white (opt.001), white back panel and shelf (opt.001)

**DOORS: oak pearl, stone grey, stone musk, silk anthracite, silk clear grey**  
melamine-coated clay (opt.9690), clay back panel and shelf (opt.9690)

**DOORS: stone fulvus, silk grey dove, silk ecru, oxidized platinum, phagos cloud, phagos volcano, phagos kapok**  
melamine-coated mink (opt.948M), mink back panel and shelf (opt.948M)

**on request:**  
melamine-coated shell (opt.8910), shell back panel and shelf (opt.8910)  
melamine-coated slate grey (opt.9620), slate grey back panel and shelf (opt.9620)  
melamine-coated mud (opt.8860), mud back panel and shelf (opt.8860)  
linen melamine-coated canvas effect (opt.8920), shell back panel and shelf (opt.8910)

---

### SHELVES

**standard:** height 3.8 cm, made of laminate, white (opt.001), clay (opt.9690), mink (opt.948M), shell (opt.8910), slate grey (opt.9620), mud (opt.8860)

**on request:** height 3.8 cm, finishes as doors

---

### PLINTHS

**see on page 31**

---

# Melaminico fascia "A"

# Melamine band "A"

SP. 22 MM TH. 22 MM

 *colori in pronta consegna  
available colours*

<b>N</b> eck	cod.	<b>N35</b>
<b>N</b> eck	con maniglia with handle	cod. <b>N36</b>
<b>L</b> ux	cod.	<b>L35</b>
<b>B</b> ridge	cod.	<b>B35</b>
<b>H</b> ead	cod.	<b>B36</b>

ante phagos finitura chiselled  
chiselled finish phagos doors



nuvola (opz.1567)  
cloud


bianco (opz.1566)  
white

anta finitura rovere naturale  
natural oak finish door




perla (opz.5314)  
pearl

anta finitura effetto ossidato  
oxidized effect finish door




platino (opz.9661)  
platinum

anta finitura materica  
textured finish door



pietra grey (opz.9642)  
stone grey

ante finitura seta tinta unita  
solid color silk finish doors



bianco assoluto (opz.7450)  
absolute white

ecru (opz.9641)  
ecru

antracite (opz.9643)  
anthracite

dove grey (opz.8971)  
grey dove



# Melaminico fascia "B"

# Melamine band "B"

SP. 22 MM TH. 22 MM

ante phagos finitura chiselled  
chiselled finish phagos doors



kapok (opz.1560)  
kapok

vulcano (opz.1568)  
volcano


anta finitura materica  
textured finish door



pietra fulvus (opz.8867)  
stone fulvus

pietra musk (opz.8403)  
stone musk

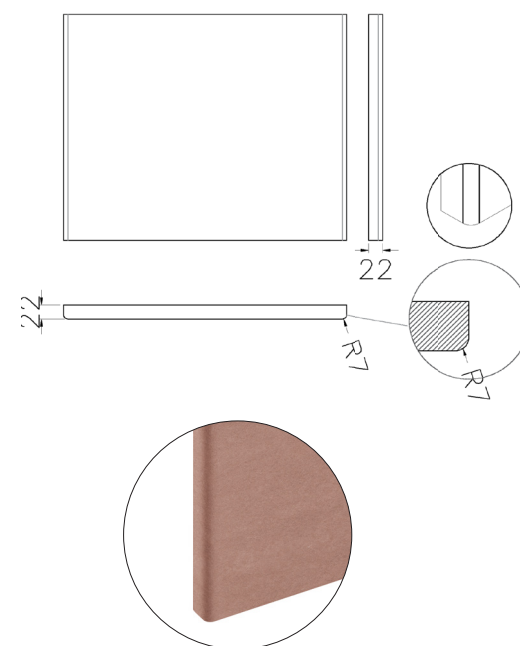
ante finitura seta tinta unita  
solid color silk finish doors



grigio chiaro (opz.9640)  
clear grey

Neck	cod.	N35
Neck con maniglia with handle	cod.	N36
Lux	cod.	L35
Bridge	cod.	B35
Head	cod.	B36

SP. 22 MM TH.22 MM



particolare anta  
detail of door

## Telaio alluminio

Aluminium frame

telaio alluminio verniciato grigio selce sp.22 mm vetro trasparente, satinato, bronzo satinato

22 mm-thick flint grey-coated aluminium frame with transparent, satin, satin bronze glass



telaio grigio selce con vetro trasparente (opz.UNGT)  
flint grey frame with transparent glass (opt.UNGT)



telaio grigio selce con vetro satinato (opz.UNGS)  
flint grey frame with satin glass (opt.UNGS)



telaio grigio selce con vetro bronzo satinato (opz.UNGB)  
flint grey frame with satin bronze glass (opt.UNGB)



particolare anta vetro  
detail glass door

telaio alluminio verniciato silver dark sp.22 mm vetro trasparente, satinato, fumè satinato

22 mm-thick dark silver-coated aluminium frame with transparent, satin, smoked satin glass



telaio silver dark con vetro trasparente (opz.UNST)  
dark silver frame with transparent glass (opt.UNST)



telaio silver dark con vetro satinato (opz.UNSS)  
dark silver frame with satin glass (opt.UNSS)



telaio silver dark con vetro fumè satinato (opz.UNSF)  
dark silver frame with smoked satin glass (opt.UNSF)



particolare anta vetro  
detail glass door

## Telaio alluminio

Aluminium frame

---

telaio alluminio verniciato nero sp.22 mm vetro trasparente, satinato, fumè satinato

22 mm-thick black-coated aluminium frame with transparent, satin, smoked satin glass



telaio nero con vetro  
trasparente (opz.UNNT)  
black frame with transparent  
glass (opt.UNNT)



telaio nero con vetro  
satinato (opz.UNNS)  
black frame with satin glass  
(opt.UNNS)



telaio nero con vetro  
fumè satinato (opz.UNNF)  
black frame with smoked  
satin glass (opt.UNNF)



particolare anta vetro  
detail glass door

## Telaio alluminio con maniglia

Aluminum frame with handle

telaio alluminio verniciato grigio selce sp.22 mm vetro trasparente, satinato, bronzo satinato

22 mm-thick flint grey-coated aluminium frame with transparent, satin, satin bronze glass



telaio grigio selce con vetro trasparente (opz.UNGT)  
flint grey frame with transparent glass (opt.UNGT)



telaio grigio selce con vetro satinato (opz.UNGS)  
flint grey frame with satin glass (opt.UNGS)



telaio grigio selce con vetro bronzo satinato (opz.UNGB)  
flint grey frame with satin bronze glass (opt.UNGB)



particolare anta vetro  
detail glass door

telaio alluminio verniciato silver dark sp.22 mm vetro trasparente, satinato, fumè satinato

22 mm-thick dark silver-coated aluminium frame with transparent, satin, smoked satin glass



telaio silver dark con vetro trasparente (opz.UNST)  
dark silver frame with transparent glass (opt.UNST)



telaio silver dark con vetro satinato (opz.UNSS)  
dark silver frame with satin glass (opt.UNSS)



telaio silver dark con vetro fumè satinato (opz.UNSF)  
dark silver frame with smoked satin glass (opt.UNSF)



particolare anta vetro  
detail glass door

## Telaio alluminio con maniglia

Aluminum frame with handle

telaio alluminio verniciato nero sp.22 mm vetro trasparente, satinato, fumè satinato

22 mm-thick black-coated aluminium frame with transparent, satin, smoked satin glass



telaio nero con vetro trasparente (opz.UNNT)  
black frame with transparent glass (opt.UNNT)



telaio nero con vetro satinato (opz.UNNS)  
black frame with satin glass (opt.UNNS)



telaio nero con vetro fumè satinato (opz.UNNF)  
black frame with smoked satin glass (opt.UNNF)



particolare anta vetro  
detail glass door



Esempio di anta unica a vetro per colonna con maniglia centrale  
Example of single glass door for column with central handle

# Finiture gole / Finger rails finishes


## Neck

---

**Finiture gole  
spazzolate**  
Finger rails  
brushed finishes




titanio ossidato (opz.414)  
titanium oxidized  
(opt.414)



brill (opz.412)  
brill (opt.412)

**Finiture gole  
verniciate a polvere  
opache**  
Matt finger rails  
powder coated finishes




bianco assoluto  
(opz.740S)  
absolute white  
(opt.740S)




nero (opz.7892)  
black (opt.7892)




fumo (opz.9531)  
smoke (opt.9531)




silver dark (opz.9507)  
dark silver (opt.9507)




ghisa (opz.9509)  
cast iron (opt.9509)




grigio selce (opz.SEL)  
flint grey (opt.SEL)




grigio traffico (opz.9511)  
traffic grey (opt.9511)




cenere (opz.9547)  
ash (opt.9547)




argilla (opz.9503)  
clay (opt.9503)




lino (opz.W770)  
linen (opt.W770)




conchiglia (opz.7403)  
seashell (opt.7403)



grigio kenya (opz.9501)  
kenya grey (opt.9501)



rosso persia (opz.8165)  
persia red (opt.8165)



azzurro nube (opz.8379)  
cloud blue (opt.8379)

# Finiture gole / Finger rails finishes

## LUX

---

**Finiture gole  
spazzolate**  
Finger rails  
brushed finishes




titanio ossidato (opz.414)  
titanium oxidized  
(opt.414)

**Finiture gole  
verniciate a polvere  
opache**  
Matt finger rails  
powder coated finishes







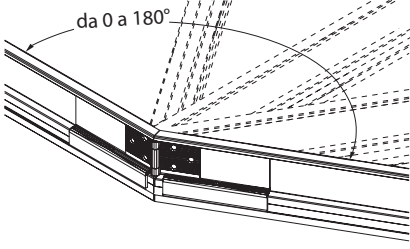


rosso persia (opz.8165)  
persia red (opt.8165)



azzurro nube (opz.8379)  
cloud blue (opt.8379)

# GOLA "ELLE" ORIZZONTALE SOTTOTOP

UNDERMOUNT HORIZONTAL "ELLE" FINGER RAIL

	COD.			COD.		
<p><b>Gola sottotop tipo "A"</b> Type "A" undermount finger rail</p>  <p style="text-align: right;"><b>al ml</b> per lm</p>	G950010			<p><b>Angolo interno a 90° per gola tipo "A"</b> 90° interior corner for "A" type finger rail</p>  <p style="text-align: right;"><b>cadauno</b> each</p>	G950050	
<p><b>Terminale aperto dx o sx per gola tipo "A" da utilizzare a fine composizione</b> RH or LH open end for type "A" finger rail to be placed at the end of the composition</p>  <p style="text-align: right;"><b>terminale DX</b> RH end <b>terminale SX</b> LH end</p>	G950021			<p><b>Angolare con snodo per unione fuori squadra per gola tipo "A"</b> Corner piece with joint for out-of-plumb joining for type "A" finger rail</p>  		
<p><b>Terminale chiuso dx o sx per gola tipo "A" da utilizzare solo tra basi e colonne</b> RH or LH closure for type "A" finger rail to be placed only between base units and column</p>  <p style="text-align: right;"><b>terminale DX</b> RH end <b>terminale SX</b> LH end</p>	G950031					
<p><b>Terminale chiuso dx o sx per gola tipo "A" da utilizzare solo tra basi e colonne</b> RH or LH closure for type "A" finger rail to be placed only between base units and column</p> <p style="text-align: right;"><b>terminale DX</b> RH end <b>terminale SX</b> LH end</p>	G950032					G950060
<p><b>Coppia angolari per kit raccordo base angolo 110x110</b> <b>N:B: obbligatori</b> Couple corner piece for fitting kit corner base unit 110x110 <b>Note: obligatory</b></p>  <p style="text-align: center;">SX LH                      DX RH</p> <p style="text-align: right;"><b>in alluminio</b> aluminium <b>angolare DX</b> RH corner piece <b>angolare SX</b> LH corner piece</p>	G950058					
	G950059					





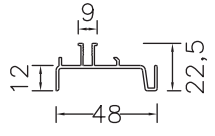

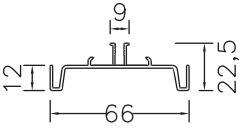

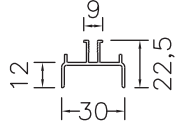


# GOLA "ELLE" ORIZZONTALE INTERMEDIA

INTERMEDIATE HORIZONTAL "ELLE" FINGER RAIL

# GOLE "ELLE" VERTICALI PER COLONNE

VERTICAL "ELLE" FINGER RAILS FOR COLUMNS

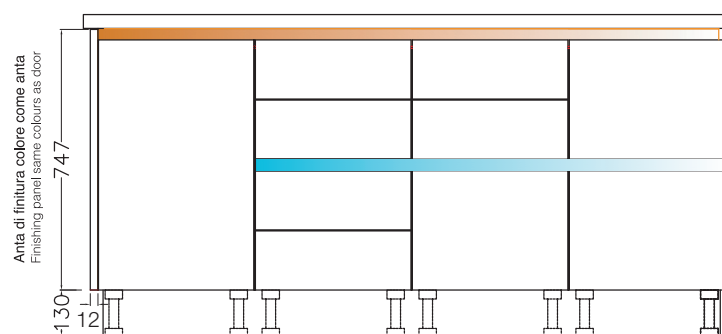
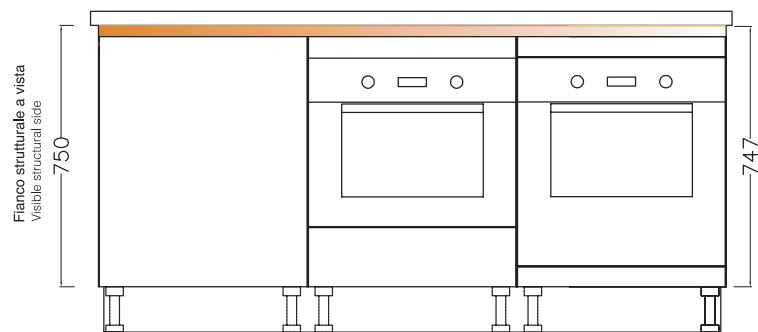
	COD.				
<p><b>Gola intermedia tipo "B"</b></p> <p>Type "B" intermediate finger rail</p> 					
	al ml per lm	G950110			
<p><b>Terminale aperto dx o sx per gola tipo "B" da utilizzare a fine composizione</b></p> <p>RH or LH open end for type "B" finger rail to be placed at the end of the composition</p> 					
	<b>terminale DX</b> RH end	G950121			
	<b>terminale SX</b> LH end	G950122			
<p><b>Terminale chiuso dx o sx per gola tipo "B" da utilizzare solo tra cassettiere e lavastoviglie/colonne</b></p> <p>RH or LH closure for type "B" finger rail to be placed only between drawer units and dishwasher/columns</p> 					
	<b>terminale DX</b> RH end	G950131			
	<b>terminale SX</b> LH end	G950132			
<p><b>Mezza gola verticale tipo "C" (completa di distanziale)</b></p> <p>Type "C" half vertical finger rail (complete with spacer)</p>   <p><b>sezione mezza gola tipo "C"</b> cross section of type "C" finger rail</p>					
	<b>Piedi H 13</b>	H 96	G950310		
	H 132	G950330			
	H 204	G950350			
	H 228	G950370			
	<b>Piedi H 6</b>	H 108	G950320		
	H 144	G950340			
	H 216	G950360			
<p><b>Gola verticale intermedia tipo "D" (completa di distanziale)</b></p> <p>Type "D" intermediate vertical finger rail (complete with spacer)</p>   <p><b>sezione gola tipo "D"</b> cross section of type "D" finger rail</p>					
	<b>Piedi H 13</b>	H 96	G950410		
	H 132	G950430			
	H 204	G950450			
	H 228	G950470			
	<b>Piedi H 6</b>	H 108	G950420		
	H 144	G950440			
	H 216	G950460			
<p><b>Gola verticale laterale tipo "E" (completa di distanziale)</b></p> <p>Type "E" lateral vertical finger rail (complete with spacer)</p>   <p><b>sezione gola tipo "E"</b> cross section of type "E" finger rail</p>					
	<b>Piedi H 13</b>	H 96	G950510		
	H 132	G950530			
	H 204	G950550			
	H 228	G950570			
	<b>Piedi H 6</b>	H 108	G950520		
	H 144	G950540			
	H 216	G950560			

# NOZIONI UTILI - gole "elle" orizzontali per basi

USEFUL INFORMATION - HORIZONTAL "ELLE" FINGER RAILS FOR BASE UNITS

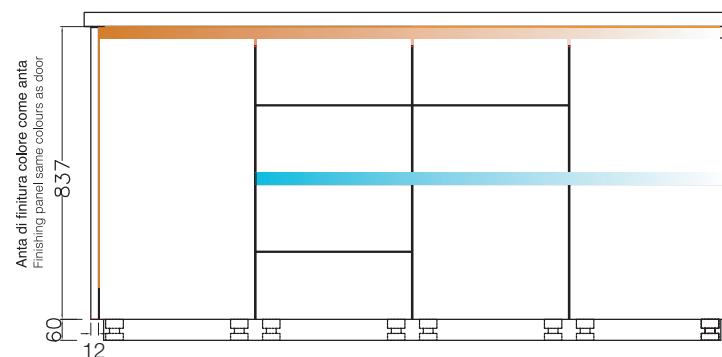
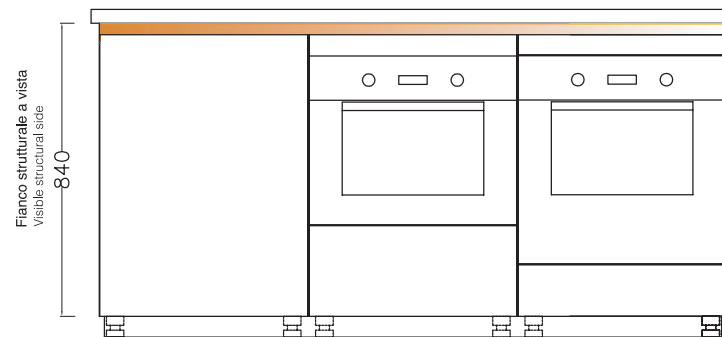
## VISTA FRONTALE ZOCCOLO H 13 PER BASI H 88

FRONT VIEW PLINTH H 13 FOR BASE UNITS H 88



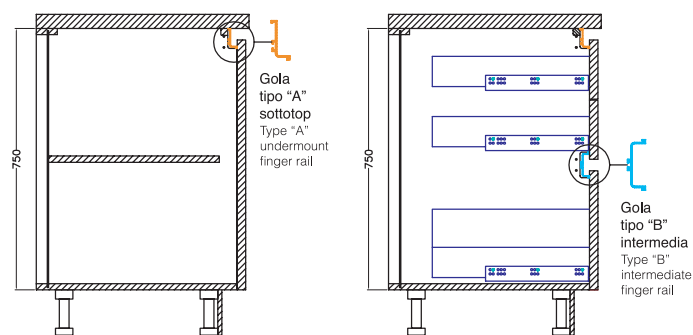
## VISTA FRONTALE ZOCCOLO H 6 PER BASI H 90

FRONT VIEW PLINTH H 6 FOR BASE UNITS H 90



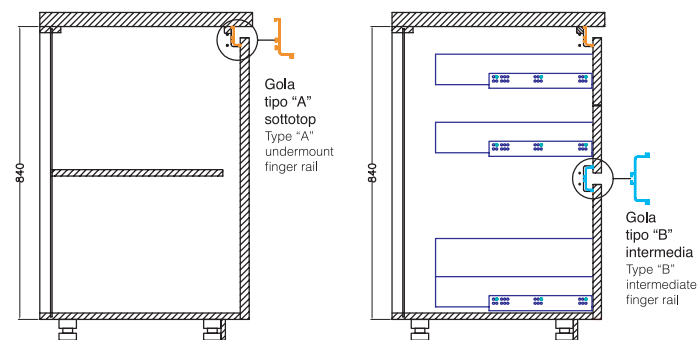
## VISTA LATERALE (sezione) ZOCCOLO H 13 PER BASI H 88

SIDE VIEW (CROSS SECTION) PLINTH H 13 FOR BASE UNITS H 88



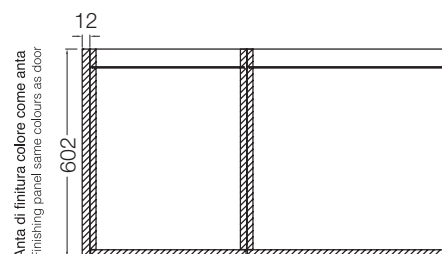
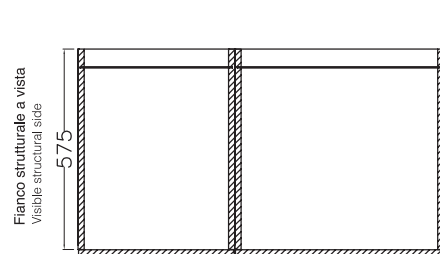
## VISTA LATERALE (sezione) ZOCCOLO H 6 PER BASI H 90

SIDE VIEW (CROSS SECTION) PLINTH H 6 FOR BASE UNITS H 90



## VISTA DALL'ALTO

TOP VIEW



Composizione con ante di finitura laterali: alla dimensione finale della cucina, sommare sempre lo spessore delle ante di finitura (ogni anta 1,2 cm)

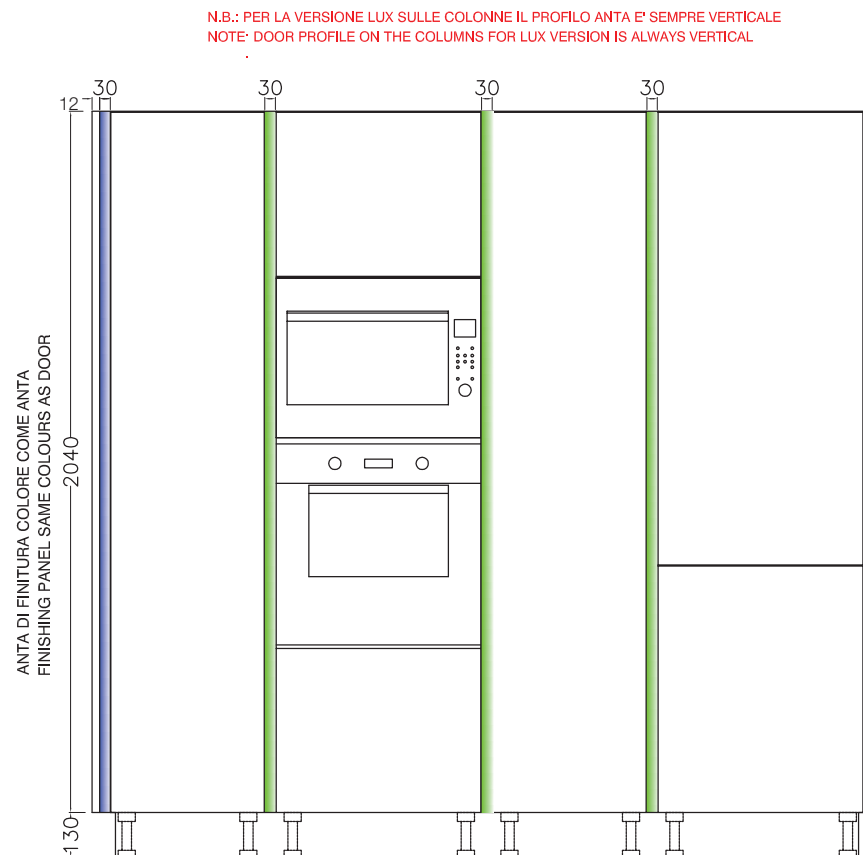
Composition with side finishing panels: to the final size of the kitchen, always add the thickness of the finishing panels (each panel 12 mm)

# NOZIONI UTILI - gole "elle" verticali per colonne

USEFUL INFORMATION - VERTICAL "ELLE" FINGER RAILS FOR COLUMNS

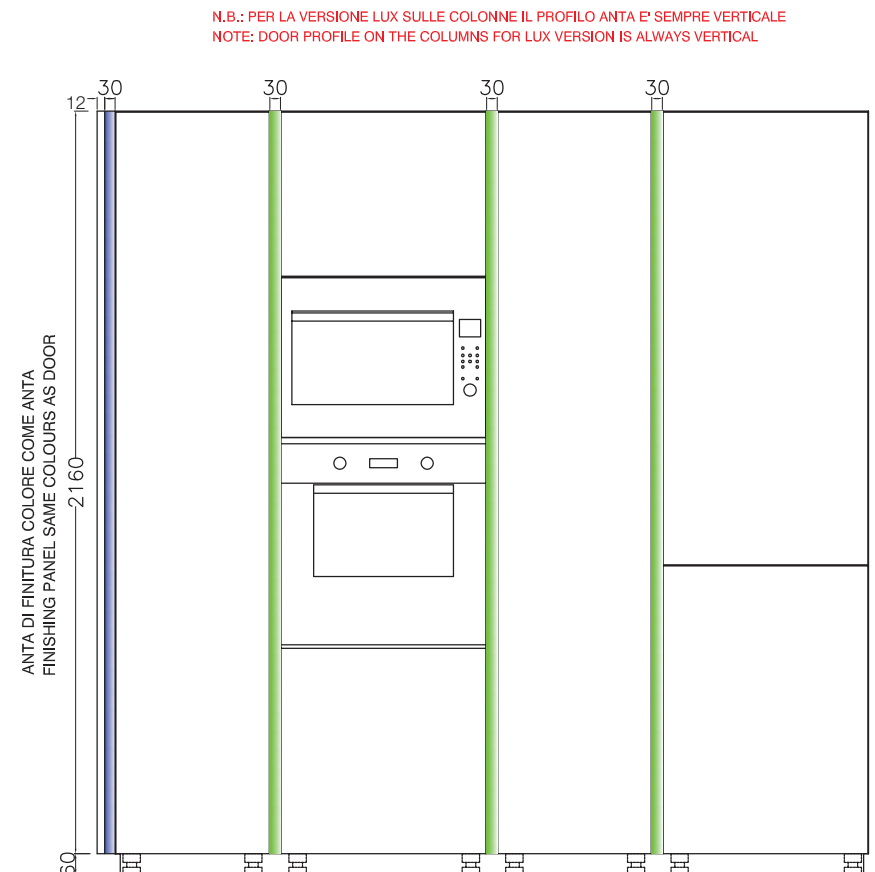
## VISTA FRONTALE ZOCCOLO H 13

FRONT VIEW PLINTH H 13



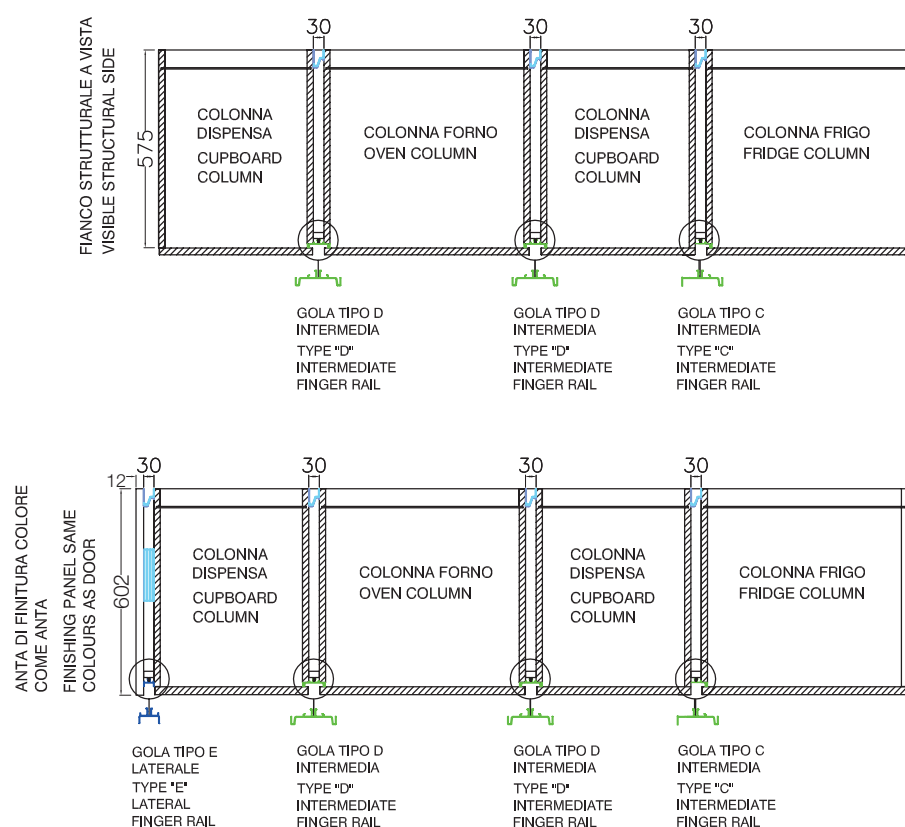
## VISTA FRONTALE ZOCCOLO H 6

FRONT VIEW PLINTH H 6



## VISTA DALL'ALTO

TOP VIEW



Composizione fianco strutturale  
a vista come anta:  
alla dimensione finale della cucina,  
sommare sempre lo spessore dei  
distanziali tra le colonne  
(ogni distanziale 3 cm)

Composition with visible side panel to match door:  
to the final size of the kitchen, always add the thickness  
of the spacers between the two columns (each spacer 3 cm)

Composizione con ante di finitura  
laterali, alla dimensione finale della  
cucina, sommare sempre lo spessore  
dei distanziali tra le colonne  
(ogni distanziale 3 cm) e lo spessore  
delle ante di finitura (ogni anta 1,2 cm)

Composition with side finishing panels to the final size of the  
kitchen, always add the thickness of the spacer between the  
two columns (each spacer 3 cm) and the thickness of the  
finishing panels (each panel 12 mm)

## DI SERIE STANDARD



Maniglia U1  
 anta L 15 → passo 96 mm  
 anta L 30 a L 45 → passo 160 mm  
 anta da L 60 a L 120 → passo 320 mm

Handle U1  
 door W 15 → centre-to-centre distance 96 mm  
 door W 30 to W 45 → centre-to-centre distance 160 mm  
 door from W 60 to W 120 → centre-to-centre distance 320 mm

Maniglia U1S finitura silver dark  
 Handle U1S dark silver finish

Maniglia U1N finitura nero  
 Handle U1N black finish

Maniglia U1K finitura nichel satinato  
 Handle U1K satin nickel finish

## A RICHIESTA ON REQUEST



Maniglia U3  
 anta L 15 → passo 96 mm  
 anta L 30 a L 45 → passo 160 mm  
 anta da L 60 a L 120 → passo 320 mm

Handle U3  
 door W 15 → centre-to-centre distance 96 mm  
 door W 30 to W 45 → centre-to-centre distance 160 mm  
 door from W 60 to W 120 → centre-to-centre distance 320 mm

Maniglia U3T finitura titanio  
 Handle U3T titanium finish

## A RICHIESTA ON REQUEST



Maniglia U2  
 anta L 15 → passo 64 mm  
 anta L 30 a L 45 → passo 160 mm  
 anta da L 60 a L 120 → passo 320 mm

Handle U2  
 door W 15 → centre-to-centre distance 64 mm  
 door W 30 to W 45 → centre-to-centre distance 160 mm  
 door from W 60 to W 120 → centre-to-centre distance 320 mm

Maniglia U2S finitura silver dark  
 Handle U2S dark silver finish

Maniglia U2G finitura grigio selce  
 Handle U2G flint grey finish

## A RICHIESTA ON REQUEST



Maniglia U4  
 anta L 15 → passo 160 mm in verticale  
 anta L 30 a L 45 → passo 160 mm  
 anta da L 60 a L 120 → passo 320 mm

Handle U4  
 door W 15 → centre-to-centre distance 160 mm vertical  
 door W 30 to W 45 → centre-to-centre distance 160 mm  
 door from W 60 to W 120 → centre-to-centre distance 320 mm

Maniglia U4T finitura titanio  
 Handle U4T titanium finish

## A RICHIESTA ON REQUEST



Maniglia U5  
 anta L 15 → passo 160 mm in verticale  
 anta L 30 a L 45 → passo 160 mm  
 anta da L 60 a L 120 → passo 320 mm

Handle U5  
 door W 15 → centre-to-centre distance 160 mm vertical  
 door W 30 to W 45 → centre-to-centre distance 160 mm  
 door from W 60 to W 120 → centre-to-centre distance 320 mm

Maniglia U5F finitura grafite spazzolato  
 Handle U5F brushed graphite finish

## A RICHIESTA ON REQUEST



Maniglia U6  
 anta L 15 → passo 96 mm  
 anta L 30 a L 45 → passo 160 mm  
 anta da L 60 a L 120 → passo 320 mm

Handle U6  
 door W 15 → centre-to-centre distance 96 mm  
 door W 30 to W 45 → centre-to-centre distance 160 mm  
 door from W 60 to W 120 → centre-to-centre distance 320 mm

Maniglia U6R finitura tortora  
 Handle U6R dove grey finish

Maniglia U6N finitura nero  
 Handle U6N black finish

Maniglia U6K finitura nichel satinato  
 Handle U6K satin nickel finish

## A RICHIESTA ON REQUEST




Maniglia U7R finitura tortora  
Handle U7R dove grey finish

Maniglia U7 ad incasso  
anta L 15 → passo 64 mm  
anta L 30 a L 45 → passo 160 mm  
anta da L 60 a L 120 → passo 288 mm

Built-in handle U7  
door W 15 → centre-to-centre distance 64 mm  
door W 30 to W 45 → centre-to-centre distance 160 mm  
door from W 60 to W 120 → centre-to-centre distance 288 mm

## A RICHIESTA ON REQUEST



Maniglia 940 ad incasso  
dimensioni mm L 182 H 47  
**N.B.: utilizzata anche per colonne nook**

Built-in handle 940  
dimensions W 182 H 47 mm  
**Note: also used for nook columns**

Maniglia 940T finitura titanio  
Handle 940T titanium finish

Maniglia 940P finitura rosso persia  
Handle 940P persia red finish

Maniglia 940Z finitura azzurro nube  
Handle 940Z cloud blue finish

Maniglia 940S finitura silver dark  
Handle 940S dark silver finish

Maniglia 940N finitura nero  
Handle 940N black finish

## A RICHIESTA ON REQUEST




Maniglia U9K finitura nichel satinato  
Handle U9K satin nickel finish

Maniglia U9  
anta L 15 → passo 64 mm  
anta L 30 a L 45 → passo 160 mm  
anta da L 60 a L 120 → passo 320 mm

Handle U9  
door W 15 → centre-to-centre distance 64 mm  
door W 30 to W 45 → centre-to-centre distance 160 mm  
door from W 60 to W 120 → centre-to-centre distance 320 mm

## A RICHIESTA ON REQUEST



Maniglia 947 ad incasso  
anta L 15 → dimensioni L 85  
anta da L 30 a L 45 → dimensioni L 190  
anta da L 60 a L 120 → dimensioni L 340

Built-in handle 947  
door W 15 → dimensions W 85  
door from W 30 to W 45 → dimensions W 190  
door from W 60 to W 120 → dimensions W 340

Maniglia 947S finitura silver dark  
Handle 947S dark silver finish

Maniglia 947T finitura titanio  
Handle 947T titanium finish

## A RICHIESTA ON REQUEST




Maniglia U8S finitura silver dark  
Handle U8S dark silver finish

Maniglia U8T finitura titanio  
Handle U8T titanium finish


Maniglia U8  
anta L 15 → passo 32 mm  
anta L 30 a L 40 → passo 96 mm  
anta da L 45 a L 60 → passo 224 mm  
anta da L 65 a L 120 → passo 384 mm

Handle U8  
door W 15 → centre-to-centre distance 32 mm  
door W 30 to W 40 → centre-to-centre distance 96 mm  
door W 45 to W 60 → centre-to-centre distance 224 mm  
door from W 65 to W 120 → centre-to-centre distance 384 mm


Maniglia finitura titanio ossidato (opz.962T)  
anta L 15 dimensioni mm L 100 H 18  
anta da L 30 a L 120 dimensioni mm L 200 H 18  
Handle titanium (opt.962T) finish  
door W 15 dimensions W 100 H 18 mm  
door from W 30 to W 120 dimensions W 200 H 18 mm




Maniglia finitura rosso persia (opz.962P)  
anta L 15 dimensioni mm L 100 H 18  
anta da L 30 a L 120 dimensioni mm L 200 H 18  
Handle persia red (opt.962P) finish  
door W 15 dimensions W 100 H 18 mm  
door from W 30 to W 120 dimensions W 200 H 18 mm




Maniglia finitura silver dark (opz.962S)  
anta L 15 dimensioni mm L 100 H 18  
anta da L 30 a L 120 dimensioni mm L 200 H 18  
Handle dark silver (opt.962S) finish  
door W 15 dimensions W 100 H 18 mm  
door from W 30 to W 120 dimensions W 200 H 18 mm



Maniglia finitura azzurro nube (opz.962Z)  
anta L 15 dimensioni mm L 100 H 18  
anta da L 30 a L 120 dimensioni mm L 200 H 18  
Handle cloud blue (opt.962Z) finish  
door W 15 dimensions W 100 H 18 mm  
door from W 30 to W 120 dimensions W 200 H 18 mm

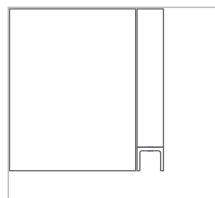


Maniglia finitura nero (opz.962N)  
anta L 15 dimensioni mm L 100 H 18  
anta da L 30 a L 120 dimensioni mm L 200 H 18  
Handle black (opt.962N) finish  
door W 15 dimensions W 100 H 18 mm  
door from W 30 to W 120 dimensions W 200 H 18 mm

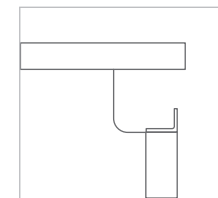


# MANIGLIE HANDLES

Maniglia pensile  
Handle wall unit



Maniglia base  
Handle base unit



Finiture disponibili  
Available finishes



rosso persia (opz.PLUP)  
persia red (opt.PLUP)



azzurro nube (opz.PLUZ)  
cloud blue (opt.PLUZ)



titanio ossidato (opz.PLUT)  
titanium oxidized (opt.PLUT)



nero (opz.PLUN)  
black (opt.PLUN)



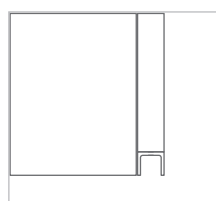
silver dark (opz.PLUS)  
dark silver (opt.PLUS)

Esempio maniglia base  
Example handle base unit

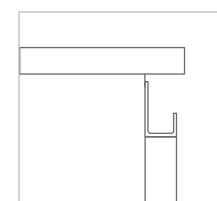


## MANIGLIE HANDLES

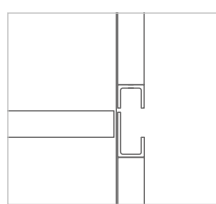
Maniglia pensile  
Handle wall unit



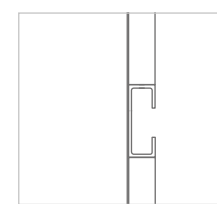
Maniglia base  
Handle base unit



Maniglie colonna 2 ante  
Column handles 2 doors



Maniglia colonna anta unica  
Column handle with single door



Finiture disponibili  
Available finishes



rosso persia (opz.UHP)  
persia red (opt.UHP)



azzurro nube (opz.UHZ)  
cloud blue (opt.UHZ)



titanio ossidato (opz.UHT)  
titanium oxidized (opt.UHT)



nero (opz.UHN)  
black (opt.UHN)



silver dark (opz.UHS)  
dark silver (opt.UHS)

Esempio maniglia base  
Example handle base unit







## strutture carcasses




bianco (opz.001)  
schiena e ripiano bianco  
(opz.001)  
white (opt.001)  
white back panel and shelf  
(opt.001)



visone (opz.948M)  
schiena e ripiano visone  
(opz.948M)  
mink (opt.948M)  
mink back panel and shelf  
(opt.948M)




lavagna (opz.9620)  
schiena e ripiano lavagna  
(opz.9620)  
slate grey (opt.9620)  
slate grey back panel  
and shelf (opt.9620)



fango (opz.8860)  
schiena e ripiano fango  
(opz.8860)  
mud (opt.8860)  
mud back panel and shelf  
(opt.8860)



conchiglia (opz.8910)  
schiena e ripiano conchiglia  
(opz.8910)  
shell (opt.8910)  
shell back panel and shelf  
(opt.8910)



argilla (opz.9690)  
schiena e ripiano argilla  
(opz.9690)  
clay (opt.9690)  
clay back panel and shelf  
(opt.9690)




lino effetto tela (opz.8920)  
schiena e ripiano conchiglia  
(opz.8910)  
linen melamine-coated canvas  
effect (opt.8920)  
shell back panel and shelf (opt.8910)




## mensole in laminato P 31-61 come strutture same colours as carcasses laminate shelves D 31-61




bianco (opz.001)  
white (opt.001)




visone (opz.948M)  
mink (opt.948M)




lavagna (opz.9620)  
slate grey (opt.9620)



conchiglia (opz.8910)  
shell (opt.8910)



argilla (opz.9690)  
clay (opt.9690)



fango (opz.8860)  
mud (opt.8860)



melaminico come ante  
N.B.: per le finiture vedi pagine 12-13  
melamine same finish as doors  
Note: for the finishes see pages 12-13

---

## zoccoli in pvc H 13 pvc plinths H 13

di serie  
standard



acciaio (opz.407)  
steel (opt.407)



alluminio satinato  
(opz.405)  
satin aluminium  
(opt.405)



bianco (opz.001)  
white (opt.001)

---

## zoccoli in alluminio H 13 aluminium plinths H 13



alluminio  
finitura brill (opz.412)  
aluminium  
brill finish (opt.412)



alluminio finitura titanio  
ossidato (opz.414)  
aluminium titanium  
oxidized finish (opt.414)

## zoccoli in alluminio H 13 verniciati a polvere finitura opaca aluminum plinths H 13 powder coated matt finish



alluminio finitura  
ghisa (opz.9509)  
aluminium cast iron  
finish (opt.9509)



alluminio finitura  
fumo (opz.9531)  
aluminium  
smoke finish (opt.9531)



alluminio finitura  
silver dark (opz.9507)  
aluminium dark silver  
finish (opt.9507)



alluminio finitura  
bianco assoluto (opz.740S)  
aluminium absolute  
white finish (opt.740S)



alluminio grigio  
traffico (opz.9511)  
aluminium traffic grey  
finish (opt.9511)



alluminio finitura  
conchiglia (opz.7403)  
aluminium shell  
finish (opt.7403)



alluminio finitura  
argilla (opz.9503)  
aluminium clay  
finish (opt.9503)



alluminio finitura rosso  
persia (opz.8165)  
aluminium persia red  
finish (opt.8165)



alluminio finitura  
cenere (opz.9547)  
aluminium ash  
finish (opt.9547)



alluminio lino  
(opz.W770)  
aluminium linen  
(opt.W770)



alluminio finitura  
grigio selce (opz.SE)  
aluminium flint grey  
finish (opt.SE)



alluminio finitura  
azzurro nube  
(opz.8379)  
aluminium cloud blue  
finish (opt.8379)



alluminio finitura grigio  
kenia (opz.9501)  
aluminium kenia grey  
finish (opt.9501)